

# Overview

## Audience Overview ✓

SAVE EXPORT SHARE INSIGHTS

All Users  
100.00% Users

+ Add Segment

30 Jan 2021 - 28 Feb 2021

### Overview

Users vs Select a metric

Hourly Day Week Month

Users



Users

2,371

New Users

2,190

Sessions

3,540

Number of Sessions per User

1.49

Page Views

8,548

Pages/Session

2.41

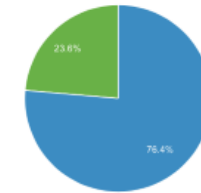
Avg. Session Duration

00:01:48











Bounce Rate

58.50%

New Visitor Returning Visitor



COP visits for last 30 days.

Page path level 1 <sup>?</sup>	Page Views <sup>?</sup> ↓	Unique Page Views <sup>?</sup>	Avg. Time on Page <sup>?</sup>
	<b>8,548</b> <small>% of Total: 100.00% (8,548)</small>	<b>6,450</b> <small>% of Total: 100.00% (6,450)</small>	<b>00:01:17</b> <small>Avg for View: 00:01:17 (0.00%)</small>
1.  <a href="#">/notaries/</a>	<b>3,526</b> (41.25%)	<b>2,745</b> (42.56%)	00:01:52
2.  <a href="#">/special-marriage-licences/</a>	<b>2,580</b> (30.18%)	<b>1,765</b> (27.36%)	00:00:57
3.  <a href="#">/</a>	<b>867</b> (10.14%)	<b>625</b> (9.69%)	00:00:23
4.  <a href="#">/clergy/</a>	<b>511</b> (5.98%)	<b>441</b> (6.84%)	00:01:39
5.  <a href="#">/about/</a>	<b>389</b> (4.55%)	<b>322</b> (4.99%)	00:00:52
6.  <a href="#">/code-of-practice/</a>	<b>230</b> (2.69%)	<b>172</b> (2.67%)	00:01:30
7.  <a href="#">/contact/</a>	<b>189</b> (2.21%)	<b>169</b> (2.62%)	00:04:05
8.  <a href="#">/lambeth-degrees/</a>	<b>105</b> (1.23%)	<b>83</b> (1.29%)	00:00:48
9.  <a href="#">/uncategorised/</a>	<b>65</b> (0.76%)	<b>57</b> (0.88%)	00:01:34
10.  <a href="#">/internal-crockfords-and-year-book-access/</a>	<b>8</b> (0.09%)	<b>6</b> (0.09%)	00:00:26

Top 10 COP pages visited

Page path level 2 <sup>?</sup>	Page Views <sup>?</sup> ↓	Unique Page Views <sup>?</sup>	Avg. Time on Page <sup>?</sup>
	<b>230</b> % of Total: 2.69% (8,548)	<b>172</b> % of Total: 2.67% (6,450)	<b>00:01:30</b> Avg for View: 00:01:17 (17.42%)
1. <a href="#">/the-rule-of-law-and-the-proper-administration-of-justice/</a>	<b>43</b> (18.70%)	<b>31</b> (18.02%)	<b>00:00:34</b>
2. <a href="#">/administration-of-oaths/</a>	<b>28</b> (12.17%)	<b>25</b> (14.53%)	<b>00:00:57</b>
3. <a href="#">/record-keeping-and-file-storage/</a>	<b>24</b> (10.43%)	<b>20</b> (11.63%)	<b>00:04:34</b>
4. <a href="#">/insurance/</a>	<b>21</b> (9.13%)	<b>18</b> (10.47%)	<b>00:02:34</b>
5. <a href="#">/data-protection/</a>	<b>12</b> (5.22%)	<b>6</b> (3.49%)	<b>00:00:28</b>
6. <a href="#">/integrity/</a>	<b>12</b> (5.22%)	<b>7</b> (4.07%)	<b>00:00:47</b>
7. <a href="#">/trust-in-the-office-of-notary/</a>	<b>11</b> (4.78%)	<b>8</b> (4.65%)	<b>00:04:43</b>
8. <a href="#">/conflicts-of-interest/</a>	<b>8</b> (3.48%)	<b>5</b> (2.91%)	<b>00:00:43</b>
9. <a href="#">/legal-and-regulatory-obligations/</a>	<b>8</b> (3.48%)	<b>6</b> (3.49%)	<b>00:00:37</b>
10. <a href="#">/supervision/</a>	<b>8</b> (3.48%)	<b>7</b> (4.07%)	<b>00:05:35</b>

Visits to the COP over past 12 months, and top 10 pages over that period.

